

Fiction and non-fiction

Theme:





Comparing fiction and non-fiction

Lesson overview:


This lesson uses exciting stimulus from Rudyard Kipling's *The Jungle Book* and genuine WSPA material to help pupils practice gathering information and identify the key differences between fiction and non-fiction writing.






Important Curriculum links:

-  3c – obtain specific information through detailed reading
-  3f – distinguish between fact and opinion
-  5a – identify the use and effect of specialist vocabulary
-  5b – identify words associated with reason, persuasion, argument, explanation, instruction and description.







WSPA links:

-  To examine the relationship between man and bear.

Learning objectives:

-  How do fiction and non-fiction differ?
-  How does the relationship between man and bears differ in each text?
-  How does the WSPA text encourage action?

Curriculum links:

-  EN 2.1 d.
-  EN 2.2b, c, d.
-  EN 2.3c, f, g.
-  EN 2.4a, c, d, f.
-  EN 2.5 a, b, c, d, f, g.
-  EN 2.8b, c, d, e, f.

Lesson Outcome:

By the end of the lesson pupils should understand the difference between fiction and non-fiction writing and understand the complexities of the relationship between animals and man.



	Time	Delivery notes	Learning objectives
1. Starter – What do you know about bears?	5-10	<ul style="list-style-type: none"> • Ask pupils what they know about bears. • Ask if pupils can think of any famous bears. • Explain that in this lesson they are going to be learning about one type of bear, the sloth bear. 	<ul style="list-style-type: none"> • To introduce the lesson topic.
2. Read together	15-20	<ul style="list-style-type: none"> • Explain to pupils that they are going to play the role of ‘bear detectives’. • They will have to find out information about the Sloth bear and record it in the chart on Pupil Worksheet 2b. • Explain that they will see two sources of information and will have to select the most appropriate facts from each. • The two sources of information in question are an extract from Rudyard Kipling’s The Jungle Book and the Sloth bear fact sheet from WSPA’s Bears of the World pack (the fact sheets are available for download from the WSPA website). • Read through the two texts as a class and provide descriptions for any of the words which pupils struggle with. Ask different pupils to read passages out loud. 	<ul style="list-style-type: none"> • To accurately gather information from a variety of sources. • To improve vocabulary.
3. Bear detectives	5-10	<ul style="list-style-type: none"> • Once you have read through the material together ask pupils to work in pairs to fill in the table on Pupil Worksheet 2b 	<ul style="list-style-type: none"> • To accurately gather information from a variety of sources.
4. Comparing the information	20-25	<ul style="list-style-type: none"> • Ask pupils to compare the answers which they have found from the two sources. Ask them to consider which source of information they think is more reliable and why. • Conduct a class discussion about the differences between the two sources of information. • Pupils should consider the purpose of each piece, recognising that the Jungle Book is a story and its chief purpose is to entertain, whilst the fact card is an informative piece of writing. This is highlighted by the clear, objective style of writing used on the fact card. Kipling attempts to produce an atmosphere of excitement and tension in his piece whilst the WSPA piece is aimed at providing useful and easy to understand information. • Introduce pupils to the terms fiction and non-fiction. • Ask pupils to compare the different relationships between bear and man in the two pieces. 	<ul style="list-style-type: none"> • To understand the different purposes of fiction and non-fiction writing. • To understand how the relationship between animals and man differs between the two texts
5. Fiction or non-fiction?	15-20	<ul style="list-style-type: none"> • Explain that WSPA uses facts to communicate information about the mistreatment of bears and to try and encourage people to help them. • Ask pupils to look at the different types of writing listed on the Pupil Worksheet and circle the three types of writing which they think would be most useful to WSPA. 	<ul style="list-style-type: none"> • To identify different types of fiction and non-fiction writing.